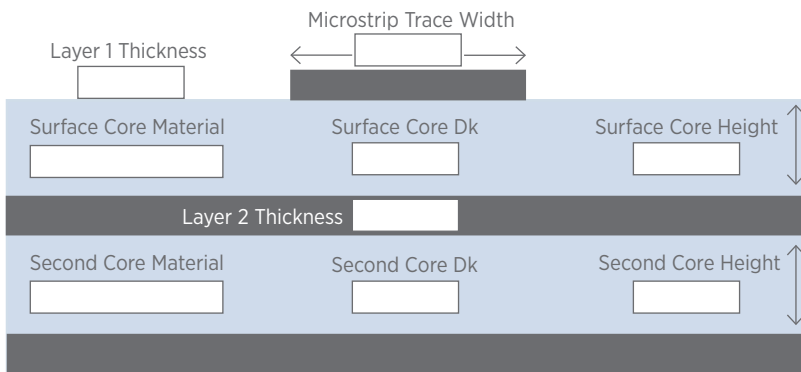


PCB Footprint Request Form

Custom PCB Footprint Application

In order to effectively optimize our connector design for your specific application, please fill in the requested information in the appropriate section below and send submissions to marketing@svmicrowave.com or fax to 561.842.6277. Your custom footprint will then be designed, simulated and sent to you in a timely manner. (Additional copies available on our website)

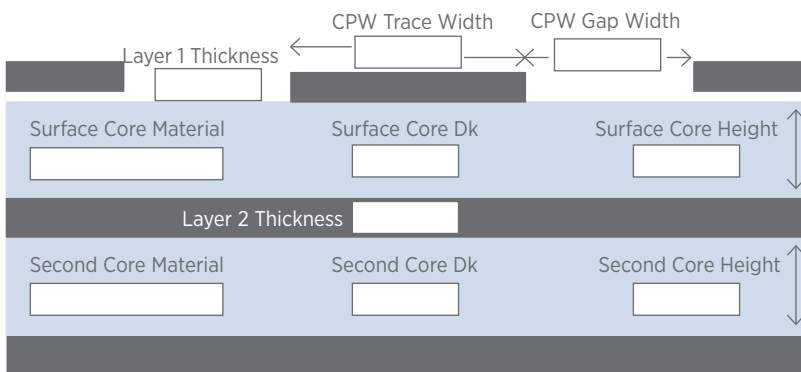
Microstrip Line



Required Information	
Connector	
Max. frequency	
VSWR/Return loss	
Solder mask	

Optional Information	
Copper pullback from edge	
Min. via diameter	
Min. via pad size	
Min. via distance from edge	

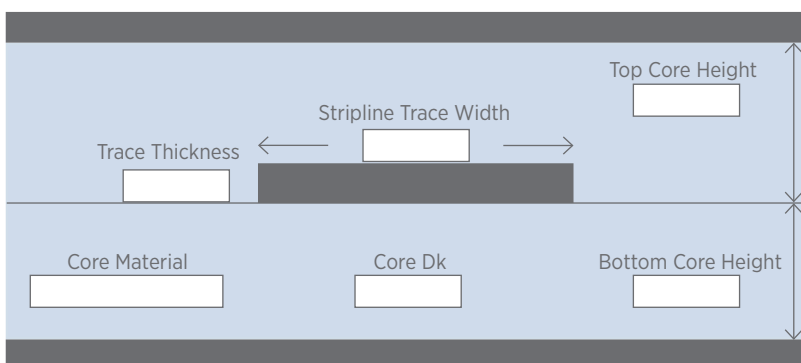
Coplanar Waveguide (CPW)



Required Information	
Connector	
Max. frequency	
VSWR/Return loss	
Solder mask	

Optional Information	
Copper pullback from edge	
Min. via diameter	
Min. via pad size	
Min. via distance from edge	

Stripline



Required Information	
Connector	
Max. frequency	
VSWR/Return loss	

Optional Information	
Min. via diameter	
Min. via pad size	
Backdrill stub length	
Backdrill fill	