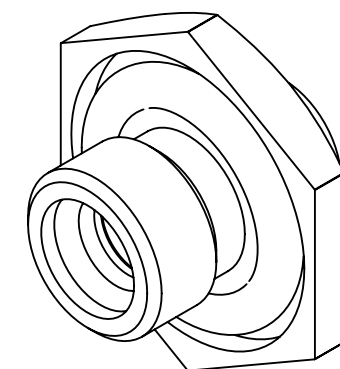
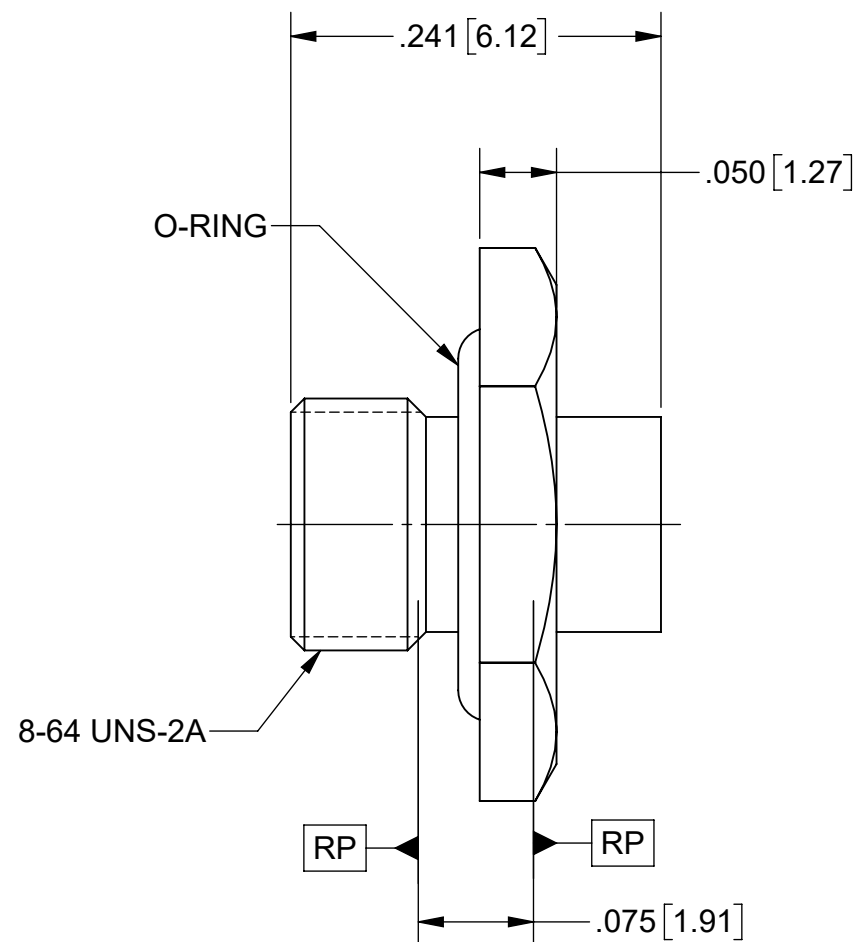
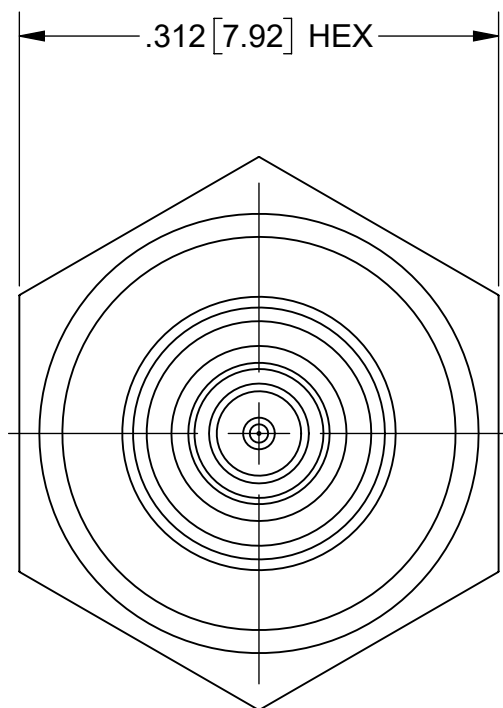


PRODUCT DATA DRAWING

REVISION HISTORY			
REV	DESCRIPTION	DATE	APPROVED
-	NRN 47072	10/22	SEE PDM



MATERIAL:


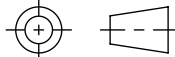
- BODY:** STAINLESS STEEL PER AMS 5640, ALLOY UNS S30300, TYPE 1 OR ASTM A582, TYPE 303, CONDITION A.
- GLASS:** CORNING 7070 OR EQUIVALENT.
- PIN:** KOVAR PER ASTM F15.
- O-RING:** SILICONE RUBBER PER A-A-59588, CLASS 2B, GRADE 50, 60, OR 70.

FINISH:

- BODY**
PIN : GOLD PER ASTM B488, TYPE II, CODE C, CLASS 1.27 OVER NICKEL PER AMS-QQ-N-290, CLASS 1, .00005" MIN.

PERFORMANCE:

- IMPEDANCE:** 50 OHMS
FREQ. RANGE: DC TO 40.0 GHz
HERMETICITY: 1 X 10⁻⁸ cc/SEC

MATERIAL: SEE NOTES	DIMENSIONS ARE IN INCHES TOLERANCES: FRACTIONAL: ±1/64 ANGULAR: X° ±1'0" X'X' ±15'	UNLESS OTHERWISE SPECIFIED 1) ALL DIMENSIONS ARE IN INCHES (MILLIMETERS) 2) ALL DIMENSIONS ARE AFTER PLATING. 3) BREAK CORNERS & EDGES .005 R. MAX. 4) CHAM. 1ST & LAST THREADS. 5) SURFACE ROUGHNESS 63-MIL-STD-10. 6) DIA: 'S ON COMMON CENTERS TO BE CONCENTRIC WITHIN T.I.R. 7) REMOVE ALL BURRS	 www.svmicrowave.com TITLE: STR. M SMPM FD TO M SMPM FD HERMETIC ADAPTER
FINISH: SEE NOTES	DECIMAL: X ±.030 .XX ±.010 .XXX ±.005	INTERPRET DIMENSIONS AND TOLERANCES PER ASME Y14.5M - 1994	
SURFACE AREA: N/A	THIRD ANGLE PROJECTION	DRAWN: JPM 10/05/22	SIZE DWG. NO. B 1132-6127
PROPRIETARY THE INFORMATION CONTAINED IN THIS DRAWING IS THE SOLE PROPERTY OF SV MICROWAVE, INC. ANY REPRODUCTION IN PART OR AS A WHOLE WITHOUT THE WRITTEN PERMISSION OF SV MICROWAVE, INC IS PROHIBITED.		CHECKED: SEE PDM	SCALE: 8:1
		APPROVED: SEE PDM	SHEET 1 OF 1