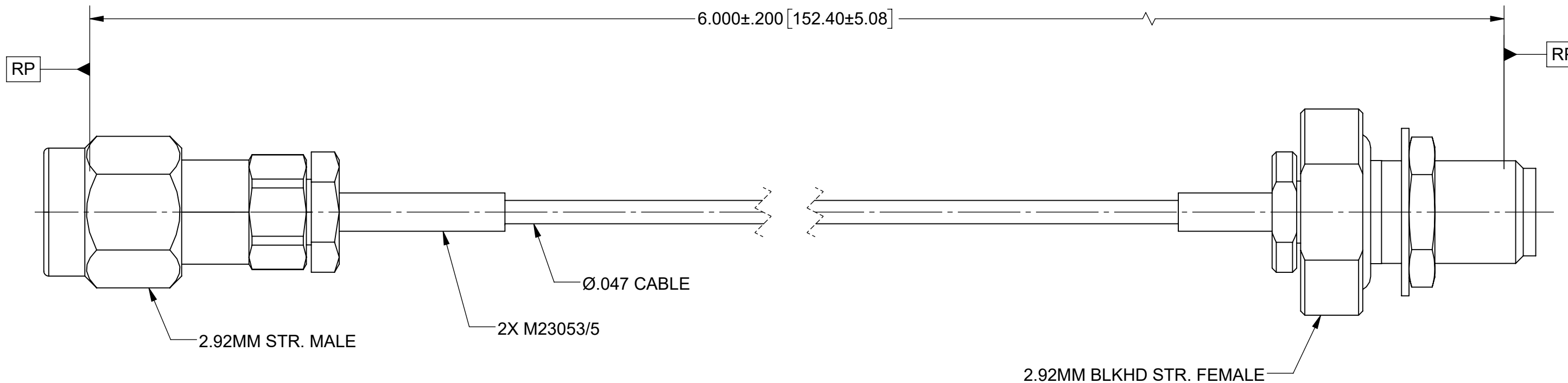


PRODUCT DATA DRAWING

REVISION HISTORY			
REV	DESCRIPTION	DATE	APPROVED
A	DCN 52744	07/23	SEE PDM



MATERIAL:


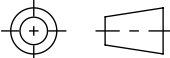
CONNECTORS: 2.92MM STR. MALE (SF1511-60069)
2.92MM BULKHEAD STR. FEMALE (SF1521-60045)

CABLE: FLEXIBLE Ø.047 CABLE (200-70-479)

SHRINK TUBING: M23053/5

PERFORMANCE:

IMPEDANCE: 50 OHMS
FREQ. RANGE: DC TO 40.0 GHz.
VSWR: 1.40:1 MAX. DC TO 18.0 GHz.
1.60:1 MAX. DC TO 40.0 GHz.
INSERTION LOSS: 2.13dB MAX. DC TO 40.0 GHz.

MATERIAL: SEE NOTES	DIMENSIONS ARE IN INCHES TOLERANCES: FRACTIONAL: $\pm 1/64$ ANGULAR: X° $\pm 1'0''$ X'X' $\pm 15''$	UNLESS OTHERWISE SPECIFIED 1) ALL DIMENSIONS ARE IN INCHES (MILLIMETERS) 2) ALL DIMENSIONS ARE AFTER PLATING. 3) BREAK CORNERS & EDGES .005 R. MAX. 4) CHAM. 1ST & LAST THREADS. 5) SURFACE ROUGHNESS 63-MIL-STD-10. 6) DIA.'S ON COMMON CENTERS TO BE CONCENTRIC WITHIN .005 T.I.R. 7) REMOVE ALL BURRS	 www.svmicrowave.com TITLE: 2.92MM MALE TO 2.92MM BLKHD FEMALE FOR FLEXIBLE .047 CABLE ASSEMBLY
FINISH: SEE NOTES	DECIMAL: X $\pm .030$.XX $\pm .010$.XXX $\pm .005$	INTERPRET DIMENSIONS AND TOLERANCES PER ASME Y14.5M - 1994	
SURFACE AREA: N/A	THIRD ANGLE PROJECTION	DRAWN: SRM 11/24/20	SIZE DWG. NO. B 7015-1064
PROPRIETARY THE INFORMATION CONTAINED IN THIS DRAWING IS THE SOLE PROPERTY OF SV MICROWAVE, INC. ANY REPRODUCTION IN PART OR AS A WHOLE WITHOUT THE WRITTEN PERMISSION OF SV MICROWAVE, INC IS PROHIBITED.		CHECKED: SEE PDM	SCALE: 4:1
		APPROVED: SEE PDM	SHEET 1 OF 1