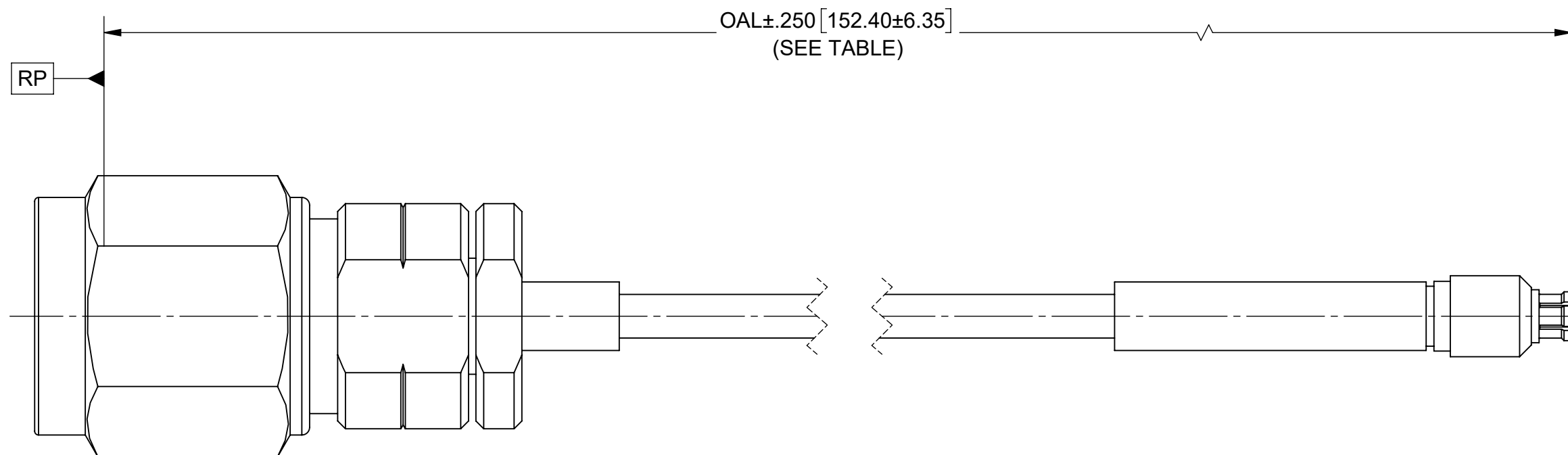


PRODUCT DATA DRAWING

REVISION HISTORY			
REV	DESCRIPTION	DATE	APPROVED
C	DCN 52746	07/23	SEE PDM




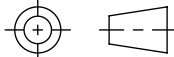
COMPONENTS:

- CONNECTORS: 2.4MM PLUG (SF1611-60001)
SMPS JACK (3821-40001)
- CABLE: FLEXIBLE Ø.047 CABLE (200-70-479)
- SHRINK TUBING: M23053/5

PERFORMANCE:

- IMPEDANCE: 50 OHMS
- FREQ. RANGE: DC TO 50 GHz.

TABLE 1	
SV P/N	OAL (IN)
7016-0074	6.000
7016-0075	12.000

MATERIAL: SEE NOTES	DIMENSIONS ARE IN INCHES TOLERANCES: FRACTIONAL: ±1/64 ANGULAR: X° ±1'0" X°X' ±15'	UNLESS OTHERWISE SPECIFIED 1) ALL DIMENSIONS ARE IN INCHES (MILLIMETERS) 2) ALL DIMENSIONS ARE AFTER PLATING. 3) BREAK CORNERS & EDGES .005 R. MAX. 4) CHAM. 1ST & LAST THREADS. 5) SURFACE ROUGHNESS 63-MIL-STD-10. 6) DIA.'S ON COMMON CENTERS TO BE CONCENTRIC WITHIN .005 T.I.R. 7) REMOVE ALL BURRS	 Amphenol www.svmicrowave.com
FINISH: SEE NOTES	DECIMAL: X ±.030 .XX ±.010 .XXX ±.005		
SURFACE AREA: N/A	INTERPRET DIMENSIONS AND TOLERANCES PER ASME Y14.5M - 1994	DRAWN: SJ 04/01/19	TITLE: 2.4mm PLUG TO SMPS JACK FOR FLEXIBLE Ø.047 CABLE ASSEMBLY
PROPRIETARY THE INFORMATION CONTAINED IN THIS DRAWING IS THE SOLE PROPERTY OF SV MICROWAVE, INC. ANY REPRODUCTION IN PART OR AS A WHOLE WITHOUT THE WRITTEN PERMISSION OF SV MICROWAVE, INC IS PROHIBITED.	THIRD ANGLE PROJECTION	CHECKED: SEE PDM	SIZE DWG. NO. B 7016-0074-0075
		APPROVED: SEE PDM	SCALE: 6:1 SHEET 1 OF 1