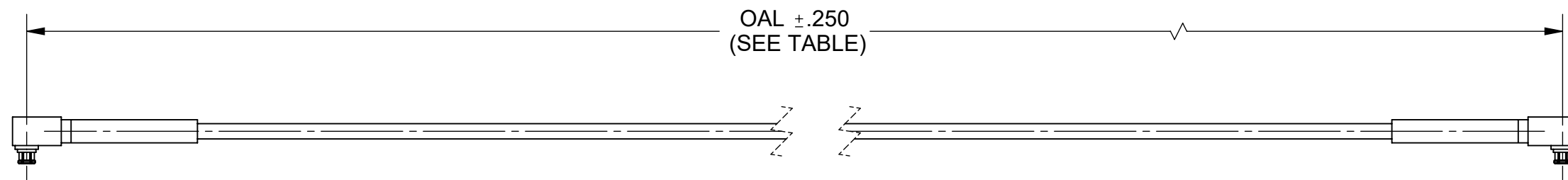


# PRODUCT DATA DRAWING

REVISION HISTORY			
REV	DESCRIPTION	DATE	APPROVED
B	DCN 52741	07/23	SEE PDM




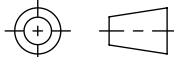
**MATERIAL:**

CONNECTORS: 2X SMPS R/A JACK (3822-40001)  
 CABLE: FLEXIBLE Ø.047 CABLE (200-70-479)  
 SHRINK TUBING: M23053/5

**PERFORMANCE:**

IMPEDANCE: 50 OHMS  
 FREQ. RANGE: DC TO 40.0 GHz

SV P/N	OAL
7038-0249	6.000
7038-0250	12.000

MATERIAL: SEE NOTES	DIMENSIONS ARE IN INCHES TOLERANCES: FRACTIONAL: ±1/64 ANGULAR: X° ±1'0" X°X' ±15'	UNLESS OTHERWISE SPECIFIED 1) ALL DIMENSIONS ARE IN INCHES (MILLIMETERS) 2) ALL DIMENSIONS ARE AFTER PLATING. 3) BREAK CORNERS & EDGES .005 R. MAX. 4) CHAM. 1ST & LAST THREADS. 5) SURFACE ROUGHNESS 63-MIL-STD-10. 6) DIA.'S ON COMMON CENTERS TO BE CONCENTRIC WITHIN .005 T.I.R. 7) REMOVE ALL BURRS	
FINISH: SEE NOTES	DECIMAL: X ±.030 .XX ±.010 .XXX ±.005	INTERPRET DIMENSIONS AND TOLERANCES PER ASME Y14.5M - 1994	
SURFACE AREA: N/A	THIRD ANGLE PROJECTION	DRAWN: SJ 04/01/19	TITLE: SMPS R/A FEMALE TO SMPS R/A FEMALE FOR FLEXIBLE Ø.047 CABLE ASSEMBLY
<p><b>PROPRIETARY</b></p> <p>THE INFORMATION CONTAINED IN THIS DRAWING IS THE SOLE PROPERTY OF SV MICROWAVE, INC. ANY REPRODUCTION IN PART OR AS A WHOLE WITHOUT THE WRITTEN PERMISSION OF SV MICROWAVE, INC IS PROHIBITED.</p>		CHECKED: SEE PDM	SIZE DWG. NO. B 7038-0249-0250
		APPROVED: SEE PDM	SCALE: 1:1 SHEET 1 OF 1