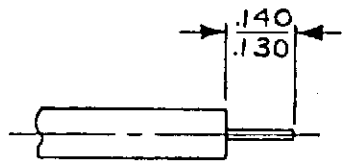
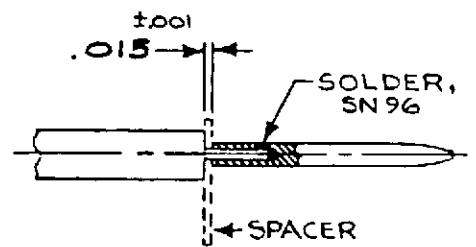


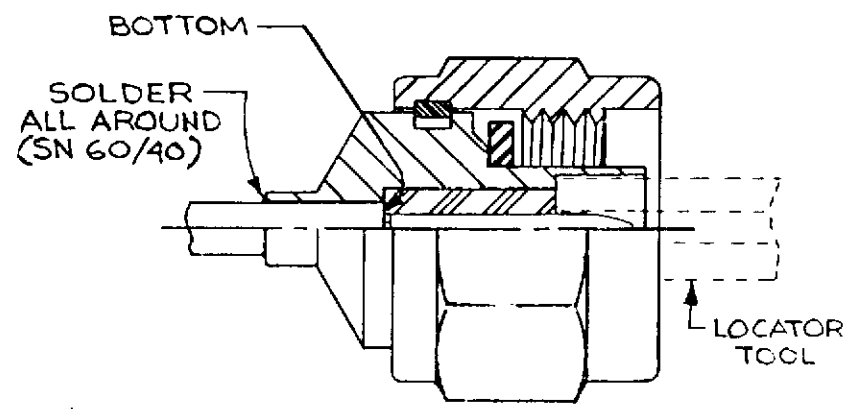
CODE IDENT. NO	REV.	DATE	APP.	DESCRIPTION
95077				
	A	4/78	D.S.S.	REL. DNF-6394
	A	12/78	D.S.S.	REV F6861



STEP 1 TRIM CABLE TO DIMENSIONS SHOWN.



STEP 2 PLACE CONNECTOR CONTACT OVER CABLE CENTER CONDUCTOR. USE A SPACER TO MAINTAIN THE $.015 \pm .001$ DIMENSION SHOWN. SOFT SOLDER CONNECTOR CONTACT TO CABLE CENTER CONDUCTOR. REMOVE SPACER.



INSERT CABLE/CONTACT ASS'Y INTO CONNECTOR ASS'Y AS SHOWN UNTIL CABLE JACKET BOTTOMS AGAINST INSULATOR. SOFT SOLDER CABLE TO CONNECTOR AS SHOWN. RECOMMEND USING A LOCATING TOOL TO CONTROL INSULATOR AT CONNECTOR INTERFACE DURING SOLDER OPERATION.

USED ON: SF6505-6003; 6505-6002; SF6505-6006, -6010
6505-6007