

SV Microwave

MARK LABEL PER PARTS LIST

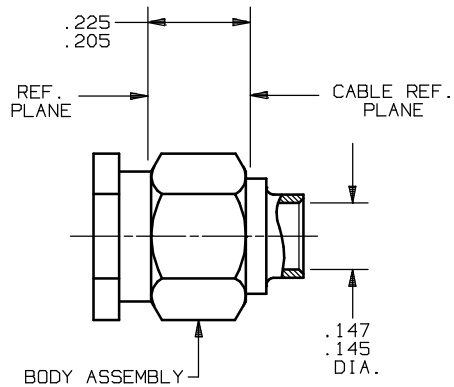
INSTRUCTIONS FOR: M39012/79-3004, M39012/79-3104,
M39012/79-3008, M39012/79-3108,
M39012/79-3010, M39012/79-3110,
M39012/79-3012, M39012/79-3112

CONNECTOR TYPE....SMA PLUG, STRAIGHT, CABLED,
SOLDER ATTACHMENT.

CABLE TYPE.....141 SEMI-RIGID.(RG-402/U)

NOTE: TO MINIMIZE CABLE DIELECTRIC GROWTH
DURING SOLDER OPERATION, NORMALIZE
CABLE (THERMAL SHOCK MIL-STD-202,
METHOD 107, COND.B) PRIOR TO FINAL
TRIM. PARA.1.0.

PARTS SUPPLIED



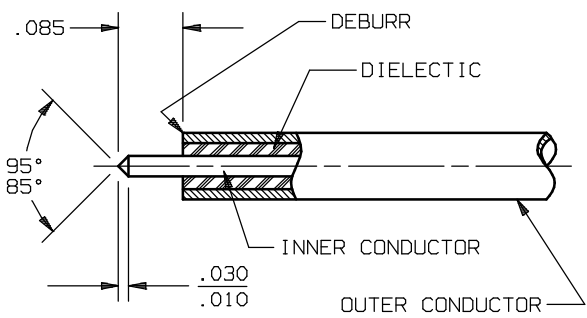
SV Microwave

SEE REVERSE
SIDE FOR
ASSEMBLY
INSTRUCTIONS

300-80-408

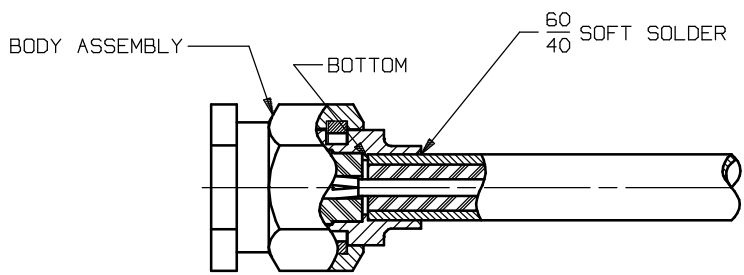
| | | | | | | | | | |
|---------------------------------------|-------------|------|--|---|--|---|--------------------------|--|------------------------------------|
| SYM. | DESCRIPTION | DATE | APPR. | UNLESS OTHERWISE SPECIFIED: 1) ALL DIMENSIONS ARE AFTER PLATING. 2) BREAK CORNERS & EDGES .005 R. MAX. 3) CHAM. 1st & LAST THDS. 4) SURFACE ROUGHNESS 63 / MIL-STD-10. 5) DIAS. ON COMMON CENTERS TO BE CONCENTRIC WITHIN N/A T.I.R. 6) REMOVE ALL BURRS. | DRAWN: VMJ 7/12/99 CHECKED: APPROVED: JM 7/20/99 | DIMENSIONS ARE IN INCHES TOLERANCES: DECIMALS ±.030 .XX ±.015 .XXX ±.005 FRACTIONAL ±1/64 ANGULAR X° ±1'0" X°X' ±15' | FINISH: N/A AREA: N/A | SIZE A CODE IDENT. 95077 SCALE N/A | DMG. NO. SHT. 1 OF 2 300-80-408 |
| REL. NRN 25454 | 7/99 | JM | | | | | | | |
| REV. DCN 26045 | 4/00 | SM | | | | | | | |
| | | | | | | | | | |
| | | | | | | | | | |
| TITLE: CABLE ASSEMBLY INSTRUCTIONS | | | <p>SV Microwave, Inc. 3301 Electronics Way West Palm Beach, FL 33407</p> | | | | | | |

ASSEMBLY INSTRUCTIONS



1.0 PREPARE CABLE END

- 1.1 TRIM CABLE OUTER CONDUCTOR/DIELECTRIC AND INNER CONDUCTOR TO DIMENSIONS SHOWN. DO NOT NICK INNER CONDUCTOR.



2.0 SOLDER CABLE TO BODY

- 2.1 INSERT CABLE INTO BODY.
- 2.2 AS INNER CONDUCTOR MATES WITH CONTACT, BOTTOM CABLE AGAINST SHOULDER INSIDE BODY.
- 2.3 USING 60/40 SOLDER, SOLDER CABLE TO BODY ALL AROUND, WHILE APPLYING SUFFICIENT PRESSURE TO KEEP CABLE BOTTOMED IN BODY, DURING PROCESS.

| SYM. | DESCRIPTION | DATE | APPR. |
|------|----------------|------|-------|
| — | REL. NRN 25454 | 7/99 | JM |
| A | REV. DCN 26045 | 4/00 | SM |

UNLESS OTHERWISE SPECIFIED:
 1) ALL DIMENSIONS ARE AFTER PLATING.
 2) BREAK CORNERS & EDGES .005 R. MAX.
 3) CHAM. 1st & LAST THDS.
 4) SURFACE ROUGHNESS 63 / MIL-STD-10.
 5) DIAS. ON COMMON CENTERS TO BE CONCENTRIC WITHIN N/A T.I.R.
 6) REMOVE ALL BURRS.

| | | | | | |
|--------------------------|------------|-------------|--|----------------------|--|
| DRAWN: VMJ 7/12/99 | | CHECKED: | | APPROVED: JM 7/20/99 | |
| MATERIAL: N/A | | FINISH: N/A | | AREA: N/A | |
| DIMENSIONS ARE IN INCHES | | TOLERANCES: | | ANGULAR | |
| DECIMALS | FRACTIONAL | | | | |
| .X ±.030 | ±1/64 | | | X° ±1.0° | |
| .XX ±.015 | | | | X'X' ±15' | |
| .XXX ±.005 | | | | | |

SV Microwave, Inc.
 3301 Electronics Way
 West Palm Beach, FL 33407

TITLE: CABLE ASSEMBLY INSTRUCTIONS

| | | |
|---------------------|-------------|-------|
| SIZE | CODE IDENT. | SCALE |
| A | 95077 | N/A |
| DWG. NO. 300-80-408 | | |
| SHT. 2 OF 2 | | |