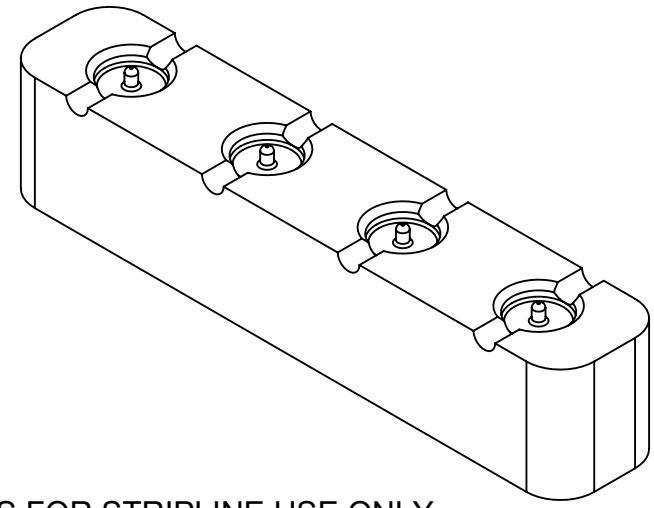

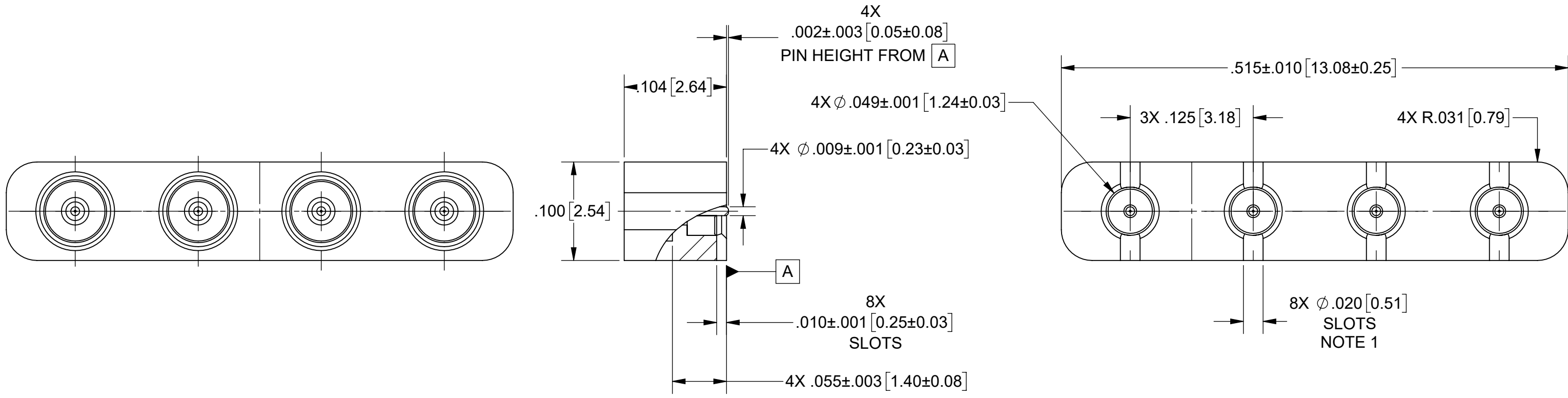


# PRODUCT DATA DRAWING

REVISION HISTORY			
REV	DESCRIPTION	DATE	APPROVED
-	NRN 48058	02/24	SEE PDM



**MATERIAL:**  
 BODY & CONTACT: KOVAR PER ASTM-F15  
 INSULATOR: GLASS (CORNING #7070 OR EQUIVALENT)

**FINISH:**  
 BODY & CONTACT: GOLD PER ASTM B488, TYPE II, CODE C, CLASS 1.27, OVER NICKEL PER AMS-QQ-N-290, CLASS 1, .00005" MIN.

**PERFORMANCE:**  
 IMPEDANCE: 50 OHMS  
 FREQ. RANGE: DC TO 50.0 GHz.

- NOTES:**
- SLOTS NOT TO BE UTILIZED AS MOUSEHOLES. CONNECTOR IS FOR STRIPLINE USE ONLY.
  - FOR RECOMMENDED FOOTPRINT FOR YOUR SPECIFIC PCB, CONTACT SV MICROWAVE SALES DEPARTMENT (sales@svmicro.com, 561-840-1800).

MATERIAL: SEE NOTES	DIMENSIONS ARE IN INCHES TOLERANCES: FRACTIONAL: $\pm 1/64$ ANGULAR: X° $\pm 1'0''$ X°X' $\pm 15''$	UNLESS OTHERWISE SPECIFIED 1) ALL DIMENSIONS ARE IN INCHES (MILLIMETERS) 2) ALL DIMENSIONS ARE AFTER PLATING. 3) BREAK CORNERS & EDGES .005 R. MAX. 4) CHAM. 1ST & LAST THREADS. 5) SURFACE ROUGHNESS 63-MIL-STD-10. 6) DIA.'S ON COMMON CENTERS TO BE CONCENTRIC WITHIN .005 T.I.R. 7) REMOVE ALL BURRS	
FINISH: SEE NOTES	DECIMAL: X $\pm .030$ .XX $\pm .010$ .XXX $\pm .005$	INTERPRET DIMENSIONS AND TOLERANCES PER ASME Y14.5M - 1994	TITLE: SMPS MALE PCB SURFACE MOUNT, 4 PORT (GLASS SEAL), SB
SURFACE AREA: N/A	<b>PROPRIETARY</b>	THIRD ANGLE PROJECTION	SIZE DWG. NO. <b>B</b> 9311-20028
THE INFORMATION CONTAINED IN THIS DRAWING IS THE SOLE PROPERTY OF SV MICROWAVE, INC. ANY REPRODUCTION IN PART OR AS A WHOLE WITHOUT THE WRITTEN PERMISSION OF SV MICROWAVE, INC IS PROHIBITED.		DRAWN: ENB 02/01/24 CHECKED: SEE PDM APPROVED: SEE PDM	SCALE: 10:1 SHEET 1 OF 1