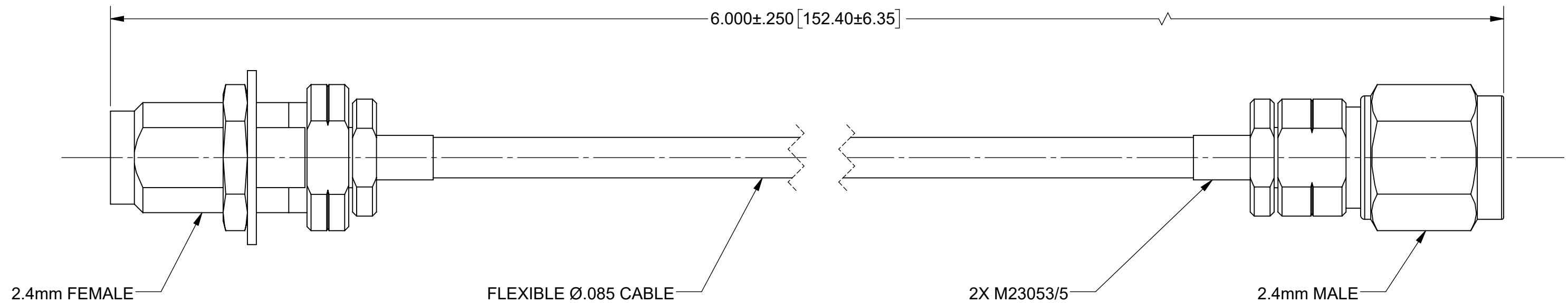


PRODUCT DATA DRAWING

| REVISION HISTORY | | | |
|------------------|-------------|-------|----------|
| REV | DESCRIPTION | DATE | APPROVED |
| - | NRN 46794 | 05/22 | SEE PDM |
| | | | |



MATERIAL:


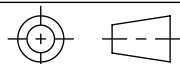
CONNECTORS: 2.4mm FEMALE BULKHEAD (SF1644-6001)
2.4mm MALE (SF1611-60003)

CABLE: FLEXIBLE Ø.085 CABLE (200-70-139)

SHRINK TUBING: M23053/5

PERFORMANCE:

IMPEDANCE: 50 OHMS
FREQ. RANGE: DC TO 50.0 GHz

| | | | |
|---|--|---|---|
| MATERIAL: SEE NOTES | DIMENSIONS ARE IN INCHES TOLERANCES: FRACTIONAL: ±1/64 ANGULAR: X° ±1°0' X'X' ±15' | UNLESS OTHERWISE SPECIFIED 1) ALL DIMENSIONS ARE IN INCHES (MILLIMETERS) 2) ALL DIMENSIONS ARE AFTER PLATING. 3) BREAK CORNERS & EDGES .005 R. MAX. 4) CHAM. 1ST & LAST THREADS. 5) SURFACE ROUGHNESS 63-MIL-STD-10. 6) DIA.'S ON COMMON CENTERS TO BE CONCENTRIC WITHIN .005 T.I.R. 7) REMOVE ALL BURRS |  TITLE: 2.4mm FEMALE BULKHEAD TO 2.4mm MALE 6" Ø.085 CABLE ASSEMBLY |
| FINISH: SEE NOTES | DECIMAL: X ±.030 .XX ±.010 .XXX ±.005 | | |
| SURFACE AREA: N/A | INTERPRET DIMENSIONS AND TOLERANCES PER ASME Y14.5M - 1994 | DRAWN: KRR 02/25/22 | SIZE DWG. NO. B 7016-0127 |
| PROPRIETARY THE INFORMATION CONTAINED IN THIS DRAWING IS THE SOLE PROPERTY OF SV MICROWAVE, INC. ANY REPRODUCTION IN PART OR AS A WHOLE WITHOUT THE WRITTEN PERMISSION OF SV MICROWAVE, INC IS PROHIBITED. | THIRD ANGLE PROJECTION | CHECKED: SEE PDM | SCALE: 4:1 |
| |  | APPROVED: SEE PDM | SHEET 1 OF 1 |