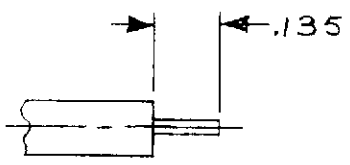
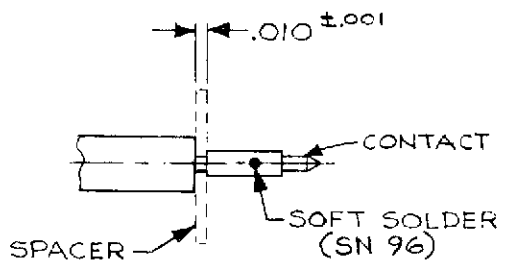


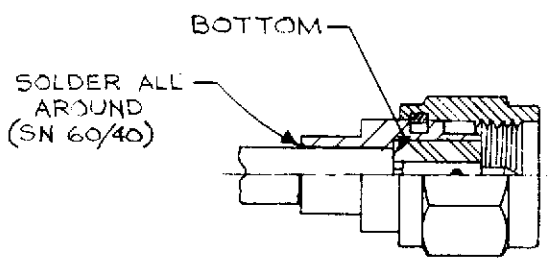
CODE IDENT. NO	95077	REV.	DATE	APD.	DESCRIPTION
			2-9-76		REL. DGN F-64941
		A	10-17-77		REV. DGN F-60845



STEP 1. TRIM CABLE JACKET & INSULATOR TO DIMENSION SHOWN.



STEP 2. PLACE CONNECTOR CONTACT OVER CABLE CENTER CONDUCTOR. USE A SPACER TO MAINTAIN THE $.010 \pm .001$ DIMENSION SHOWN. SOFT SOLDER CONNECTOR CONTACT TO CABLE CENTER CONDUCTOR. REMOVE SPACER.



STEP 3. INSERT CABLE/CONTACT ASS'Y INTO CONNECTOR AS SHOWN UNTIL CABLE BOTTOMS AGAINST INSULATOR. SOLDER CABLE TO CONNECTOR AS SHOWN.

USED ON: 2902-6005 ,SF2902-6048
SF2902-6080