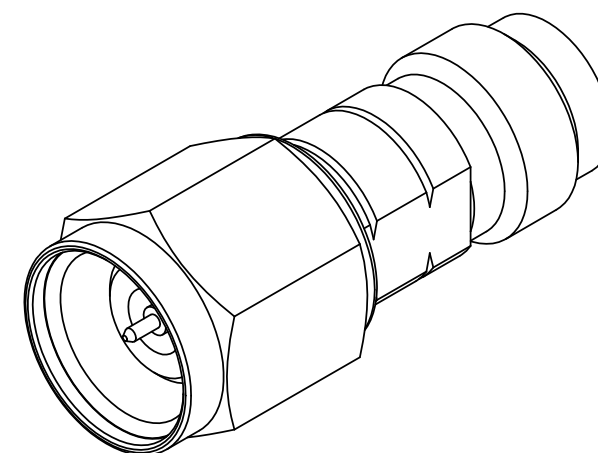
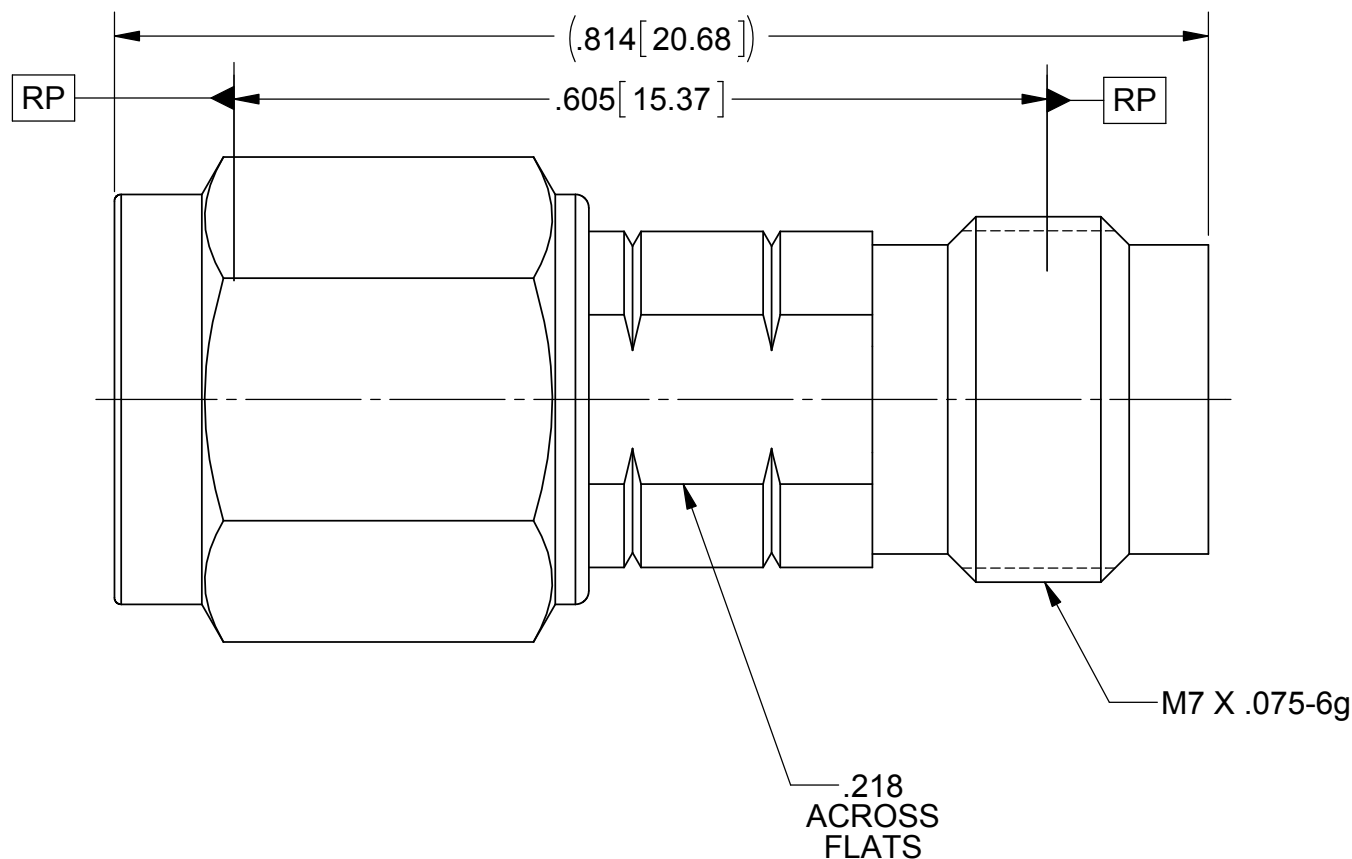
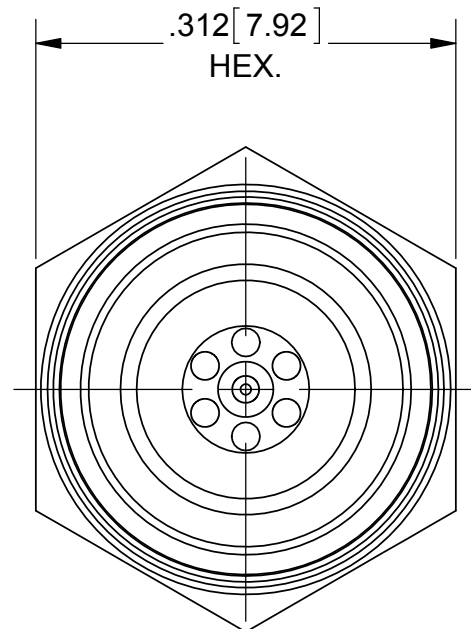


PRODUCT DATA DRAWING

REVISION HISTORY			
REV	DESCRIPTION	DATE	APPROVED
01	PRELIMINARY	08/12	STW
-	REL. NRN 39064	09/25/14	STW



MATERIAL:

BODY,
INSERT &
COUPLING NUT:

STAINLESS STEEL PER AMS-5640,
ALLOY UNS S30300, TYPE 1

LOCK RING &
CONTACT:

BERYLLIUM COPPER PER ASTM B196,
ALLOY No. UNS C17300, TD04

BEAD:

ULTEM

GASKET:

SILICONE RUBBER PER A-A-59588,
CLASS 2B, GRADE 50/60

FINISH:

BODY,
INSERT, &
COUPLING NUT:

PASSIVATED PER AMS-2700.

CONTACT:

GOLD PER ASTM B488, TYPE II,
CODE C, CLASS 1.27, OVER NICKEL
PER AMS-QQ-N-290, CLASS 1, .00005" MIN.

PERFORMANCE:

IMPEDANCE: 50 OHMS
FREQ. RANGE: DC TO 50.0 GHz
VSWR: 1.30:1 MAX.
INSETION LOSS: 0.05 X SQRT F(F IN GHz)

MATERIAL: SEE NOTES	DIMENSIONS ARE IN INCHES TOLERANCES: FRACTIONAL: ±1/64 ANGULAR: X° ±1'0" X°X' ±15'	UNLESS OTHERWISE SPECIFIED 1) ALL DIMENSIONS ARE IN INCHES (MILLIMETERS) 2) ALL DIMENSIONS ARE AFTER PLATING. 3) BREAK CORNERS & EDGES .005 R. MAX. 4) CHAM. 1ST & LAST THREADS. 5) SURFACE ROUGHNESS 63-MIL-STD-10. 6) DIA. 'S ON COMMON CENTERS TO BE CONCENTRIC WITHIN .005 T.I.R. 7) REMOVE ALL BURRS	SV Microwave, Inc. 2400 Centrepark West Drive, Suite 100 West Palm Beach, FL 33409
FINISH: SEE NOTES	DECIMAL: X ±.030 .XX ±.010 .XXX ±.005	INTERPRET DIMENSIONS AND TOLERANCES PER ASME Y14.5M - 1994	TITLE: 2.4mm PLUG TO 2.4mm JACK ADAPTER
SURFACE AREA: N/A	THIRD ANGLE PROJECTION	DRAWN: ELA 08/13/12	SIZE B CAGE CODE 95077 DWG. NO. SF1116-6040
PROPRIETARY THE INFORMATION CONTAINED IN THIS DRAWING IS THE SOLE PROPERTY OF SV MICROWAVE, INC. ANY REPRODUCTION IN PART OR AS A WHOLE WITHOUT THE WRITTEN PERMISSION OF SV MICROWAVE, INC IS PROHIBITED.		CHECKED: STW 08/13/12	SCALE: 7:1
		APPROVED: STW 08/13/12	SHEET 1 OF 1