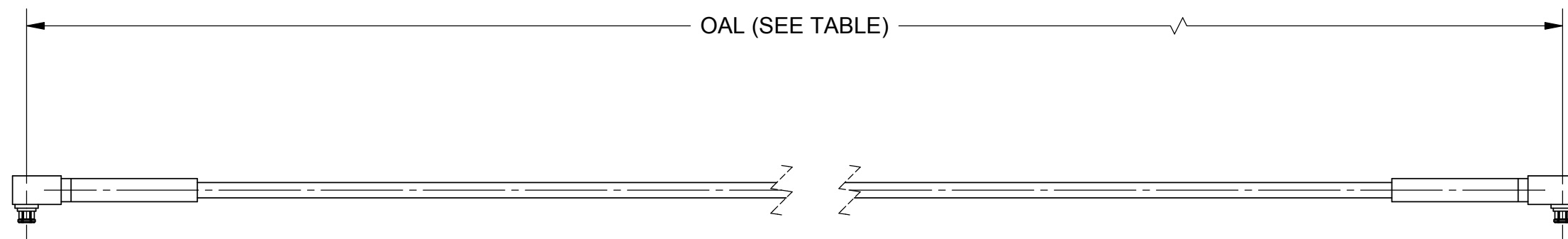


# PRODUCT DATA DRAWING

| REVISION HISTORY |             |       |          |
|------------------|-------------|-------|----------|
| REV              | DESCRIPTION | DATE  | APPROVED |
| -                | NRN 42980   | 04/19 | GPF      |
|                  |             |       |          |
|                  |             |       |          |




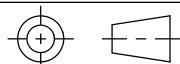
**MATERIAL:**

- CONNECTORS: 2X SMPS R/A JACK (3822-40001)
- CABLE: FLEXIBLE Ø.047 CABLE
- SHRINK TUBING: M23053/5

**PERFORMANCE:**

- IMPEDANCE: 50 OHMS
- FREQ. RANGE: DC TO 40.0 GHz

| SV P/N    | OAL    |
|-----------|--------|
| 7038-0249 | 6.000  |
| 7038-0250 | 12.000 |

|   |  |   |  |
|---|--|---|--|
| MATERIAL: SEE NOTES   | DIMENSIONS ARE IN INCHES TOLERANCES:<br>FRACTIONAL: ±1/64 ANGULAR: X° ±1'0"<br>X°X' ±15' | UNLESS OTHERWISE SPECIFIED<br>1) ALL DIMENSIONS ARE IN INCHES (MILLIMETERS)<br>2) ALL DIMENSIONS ARE AFTER PLATING.<br>3) BREAK CORNERS & EDGES .005 R. MAX.<br>4) CHAM. 1ST & LAST THREADS.<br>5) SURFACE ROUGHNESS 63 MIL-STD-10.<br>6) DIA.'S ON COMMON CENTERS TO BE CONCENTRIC WITHIN .005 T.I.R.<br>7) REMOVE ALL BURRS | <br>2400 Centrepark West Drive, Suite 100<br>West Palm Beach, FL 33409<br>TITLE: SMPS R/A JACK TO SMPS R/A JACK FOR FLEXIBLE Ø.047 CABLE ASSEMBLY |
| FINISH: SEE NOTES   | DECIMAL: X ±.030<br>.XX ±.010<br>.XXX ±.005  |   |  |
| SURFACE AREA: N/A   | INTERPRET DIMENSIONS AND TOLERANCES PER ASME Y14.5M - 1994                               | THIRD ANGLE PROJECTION  | DRAWN: SJ 04/01/19<br>CHECKED: GPF 04/01/19<br>APPROVED: GPF 04/01/19  |
| PROPRIETARY<br>THE INFORMATION CONTAINED IN THIS DRAWING IS THE SOLE PROPERTY OF SV MICROWAVE, INC. ANY REPRODUCTION IN PART OR AS A WHOLE WITHOUT THE WRITTEN PERMISSION OF SV MICROWAVE, INC IS PROHIBITED. |     | SIZE: B CAGE CODE: 95077 DWG. NO. 7038-0249-0250<br>SCALE: 2:1 SHEET 1 OF 1   |  |