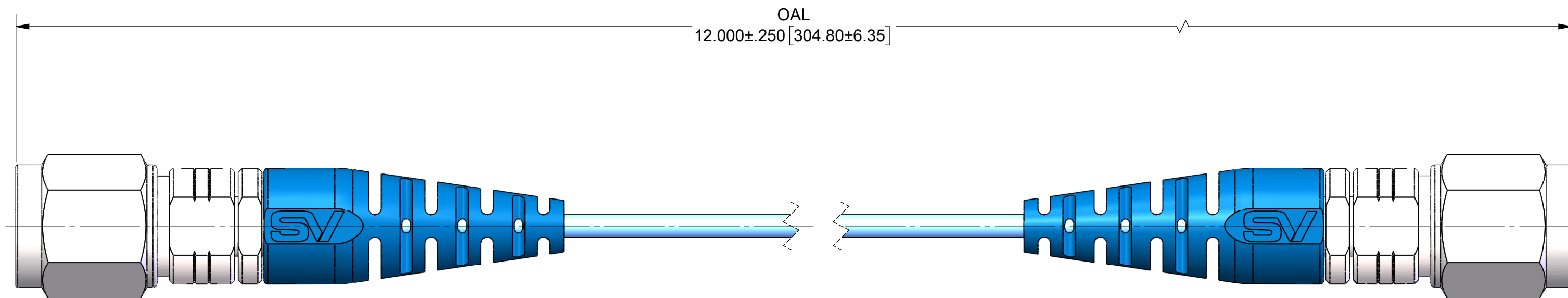


PRODUCT DATA DRAWING

REVISION HISTORY			
REV	DESCRIPTION	DATE	APPROVED
-	NRN 45976	05/21	SEE PDM


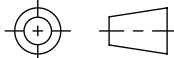


MATERIAL:

CONNECTORS: 1.85mm STR. M (3311-60018)
 STRAINRELIEF BOOT: SILICONE RUBBER 80A (220-70-145)
 CABLE: STANDARD .047 FLEXTRA (200-70-214)

PERFORMANCE:

IMPEDANCE: 50 OHMS
 FREQ. RANGE: DC TO 65.0 GHz.

MATERIAL: SEE NOTES	DIMENSIONS ARE IN INCHES TOLERANCES: FRACTIONAL: $\pm 1/64$ ANGULAR: X° $\pm 1'0''$ X°X' $\pm 15''$	UNLESS OTHERWISE SPECIFIED 1) ALL DIMENSIONS ARE IN INCHES (MILLIMETERS) 2) ALL DIMENSIONS ARE AFTER PLATING. 3) BREAK CORNERS & EDGES .005 R. MAX. 4) CHAM. 1ST & LAST THREADS. 5) SURFACE ROUGHNESS 63-MIL-STD-10. 6) DIA: 'S ON COMMON CENTERS TO BE CONCENTRIC WITHIN .005 T.I.R. 7) REMOVE ALL BURRS	
FINISH: SEE NOTES	DECIMAL: X $\pm .030$.XX $\pm .010$.XXX $\pm .005$		
SURFACE AREA: N/A	INTERPRET DIMENSIONS AND TOLERANCES PER ASME Y14.5M - 1994		TITLE: 1.85mm STR. M TO 1.85mm STR. M ON STD. FLEXTRA CABLE
PROPRIETARY THE INFORMATION CONTAINED IN THIS DRAWING IS THE SOLE PROPERTY OF SV MICROWAVE, INC. ANY REPRODUCTION IN PART OR AS A WHOLE WITHOUT THE WRITTEN PERMISSION OF SV MICROWAVE, INC IS PROHIBITED.	THIRD ANGLE PROJECTION 	DRAWN: JPM 05/27/21 CHECKED: SEE PDM APPROVED: SEE PDM	SIZE DWG. NO. B 7033-0024
			SCALE: 4:1 SHEET 1 OF 1